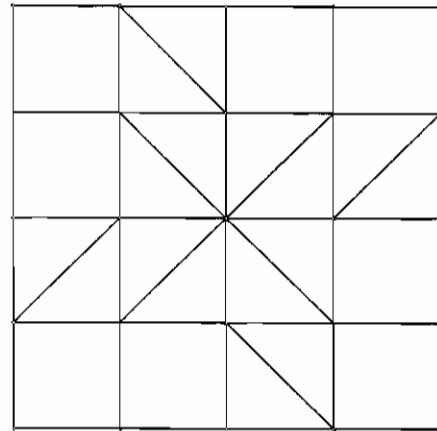
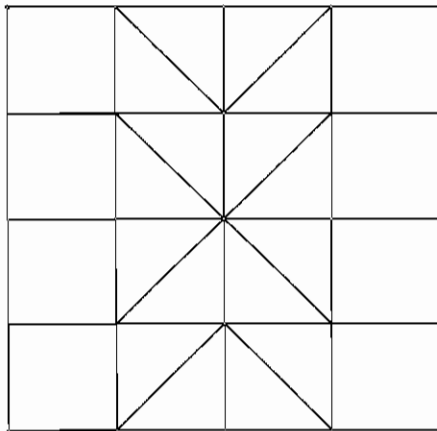
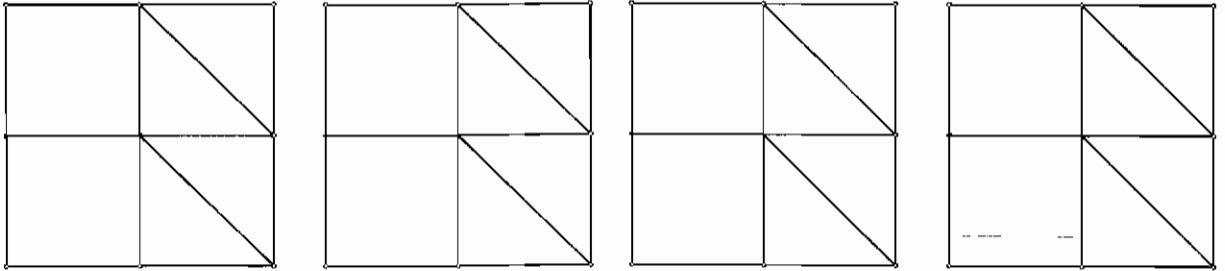


Quilts, Quilts, and More Quilts!

Dr. Janet H. Caldwell, Rowan University
caldwell@rowan.edu

Four Patch Block



The Underground Railroad Quilt Code Patterns



Monkey Wrench Prepare the tools you'll need for the long journey, including the mental and spiritual tools. Or (as a Ship's Wheel), the pilot is prepared to begin the transport.



Wagon Wheel Load the wagon or prepare to board the wagon to begin the escape.



Bear's Paw Take a mountain trail, out of view. Follow the path made by bear tracks; they can lead you to water and food.



Crossroads Refers to Cleveland, Ohio, a destination offering several routes to freedom. It also signifies reaching a point where a person's life will change, so one must be willing to go on.



Log Cabin A secret symbol that could be drawn on the ground indicating that a person is safe to talk to. It also advises seeking shelter



Shoofly Possibly identifies a friendly guide who is nearby and can help.



Bowtie Dress in a disguise, or put on a change of clothes.



Flying Geese Points to a direction to follow, such as where geese would fly during spring migration.



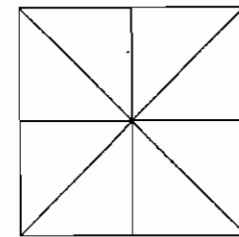
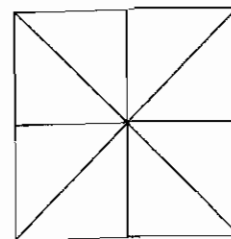
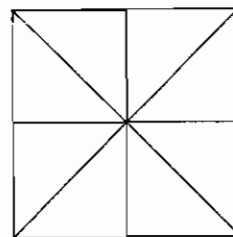
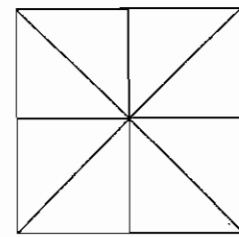
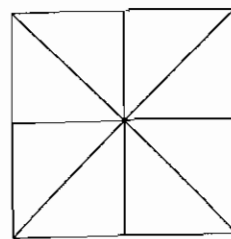
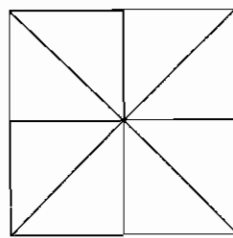
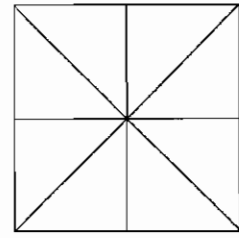
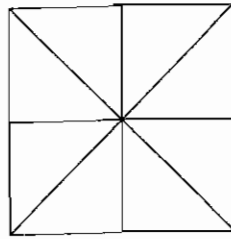
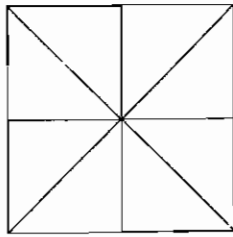
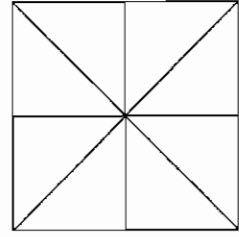
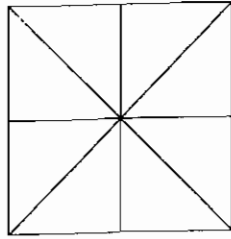
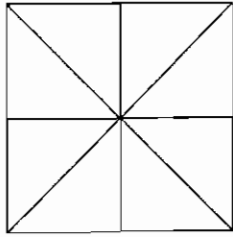
Drunkard's Path Create a zig-zag path, do not walk in a straight line, to avoid pursuers in this area.


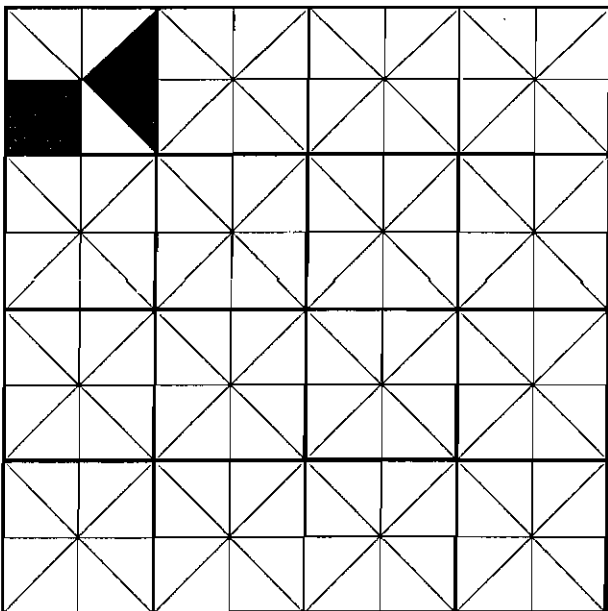





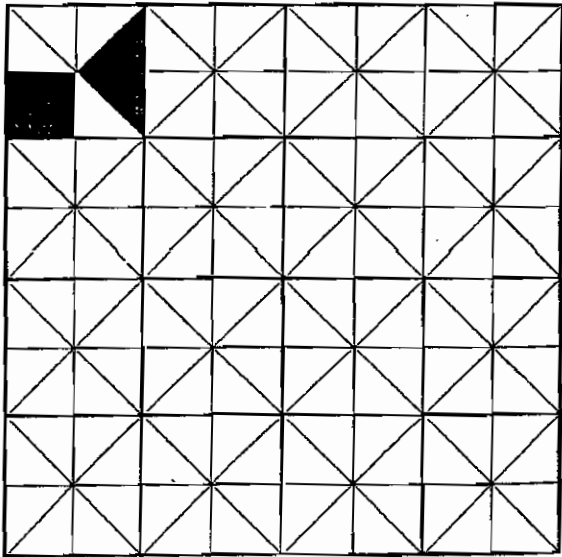

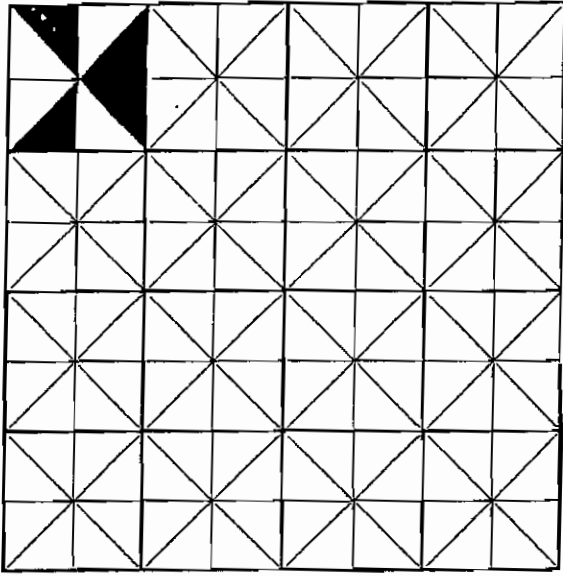
Star Follow the North Star. Worked in conjunction with the popular song, "Follow the Drinking Gourd," a reference to the Big Dipper constellation.

(Adapted from Ozella McDaniel Williams, as reported in "Hidden in Plain View: A Secret Story of Quilts and the Underground Railroad" by Jacqueline L. Tobin and Raymond G. Dobard. Published by Doubleday in 1999. Softcover edition by First Anchor Books, 2000.)


<http://educ.queensu.ca/~fmc/may2004/Underground.html>








Print Page



For a 12" design to fit a 16" quilt square, enlarge to 5 3/4" along the straight fold line

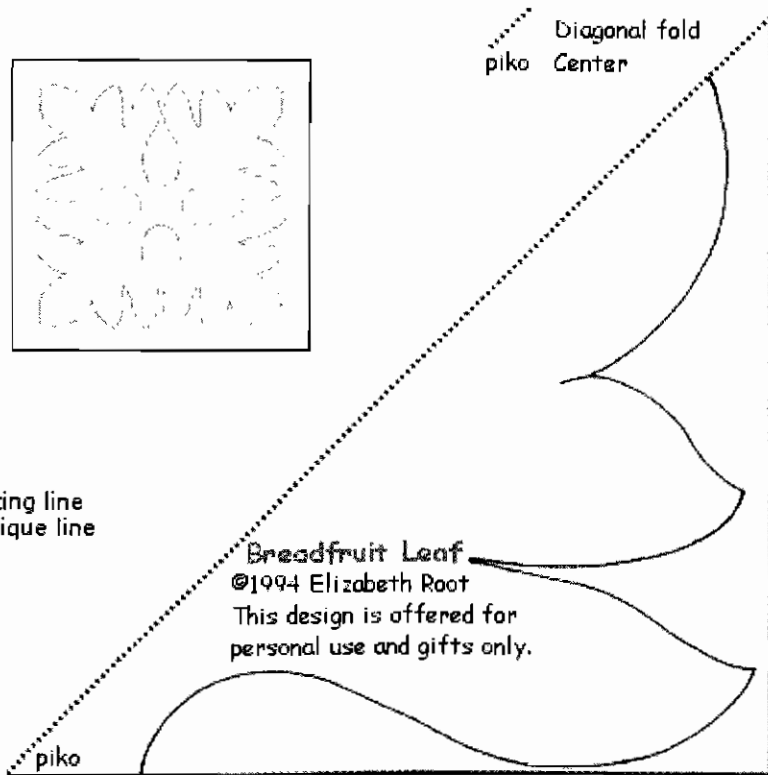
For a 14" design to fit an 18" quilt square enlarge to 7" along the straight fold line

For an 18" design to fit a 22" quilt square enlarge to 9" along the straight fold line



Diagonal fold piko Center


-----Cutting line
——— applique line



Breadfruit Leaf
©1994 Elizabeth Root
This design is offered for personal use and gifts only.

Pattern courtesy of Elizabeth Root - www.quiltshawaii.com

Back to Downloads



Road To Oklahoma

