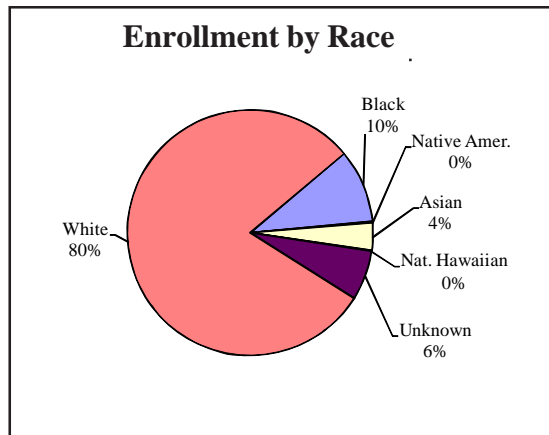


Fall 2009
Headcount 11,006 -- FTE 9,457.5*

	N	%
Male	5,002	45.4%
Female	6,004	54.6%
Undergraduate	9,512	86.4%
Certification	153	1.4%
Graduate	1,141	10.4%
Doctoral	200	1.8%
Unknown	703	6.39%
White	8,637	78.48%
Black	1,034	9.39%
Native American	27	0.08%
Asian	393	3.57%
Nat. Hawaiian	9	0.25%
Multiracial	203	1.84%
Part-time	2,356	21.4%
Full-time	8,650	78.6%

*FTE Undergraduate: SCH/15 Graduate: SCH/12



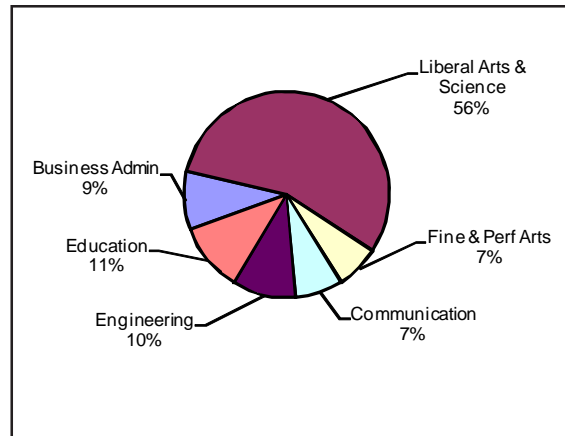
New Students

Freshmen	1,602
Transfers	962
Graduates	330

F/T-Freshman Students by SAT Scores

	Number	Total SAT
Regular Admit	1042	1146
Special Admit	338	951
EOF Admit	127	818
MAP Admit	42	899
International	2	955

Distribution of Freshmen by College



Institutional Mission

A leading public institution, Rowan University combines liberal education with professional preparation from the baccalaureate through the doctorate. Rowan provides a collaborative, learning-centered environment in which highly qualified and diverse faculty, staff, and students integrate teaching, research, scholarship, creative activity, and community service. Through intellectual, social and cultural contributions, the University enriches the lives of those in the campus community and surrounding region.



Fall 2009

Facts & Figures

*Office of
 Institutional Research
 and
 Planning*

For additional statistics, visit our web site at
www.rowan.edu/open/irp.

Student-Centeredness: this includes faculty and staff committed to teaching and learning and being personally attentive to students; having a focus on the development of the whole student and having readily available support services designed to ensure student success.

Commitment to “Good Practices” in Instruction: this includes active learning, high expectations and high levels of student involvement as well as easily accessible “tools of learning”-- library and information resources for computing and instructional technology.

“Quality Management” Practices: this includes a clear set of goals that focus on doing a few things well; coherence of goals, incentives and rewards and organizational structures; and the presence of effective institutional processes for assessment and self-improvement.

New Graduate Student Characteristics

Male:	109
Female:	221
Total:	330

Faculty/Staff

Student/Faculty Ratio	15:1
Faculty FTE	
Full-time tenure track	397.0
Full-time temporary	45.0
Part-time	28.0
Adjunct	187.0
Overload	29.0
Total	686.0

Tenured Faculty 73.0%

Highest Degree Conferred (full-time)

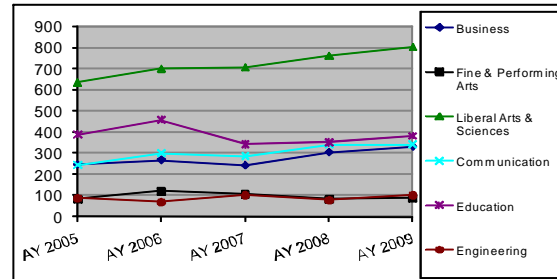
Ph.D.	76%
Ed.D.	6%
Other Doctorates	3%
DFA	<1%
MBA	<1%
MA/MS	8%
MFA	3%
% with terminal degrees:	89%

Staff (FT and Hourly)

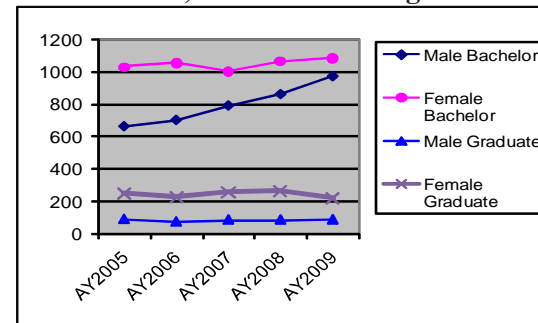
Executive,Administrative,Managerial	108
Professional (non-teaching)	339
Technical and Paraprofessional	54
Clerical and Secretarial	267
Skilled Crafts	79
Service/Maintenance	158
Faculty	1028
Total	2032

Degrees

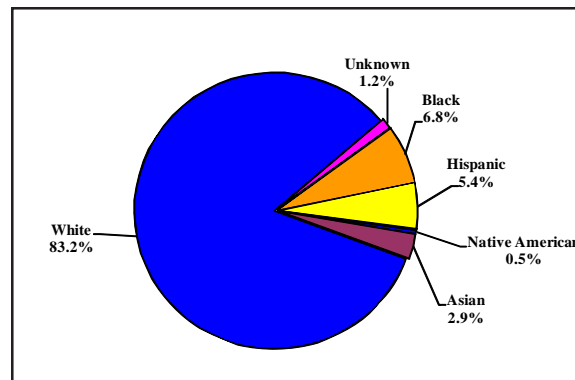
Bachelor Degrees by College



Bachelor, Master & All Degrees



Percent Degrees by Ethnic Category - Bachelor and Master - Academic Year 2009



Department Activity

Average Class Size by College

Fine and Performing Arts	13.4
Liberal Arts & Sciences	23.7
Communication	19.5
Engineering	18.7
Business	25.9
Education	18.5
Total University	20.4

Retention

Enrollment Rates/Graduation Rates

Cohort Year	No.	% Returned 2nd Fall	% Graduated	
			within 4 yrs.	within 6 yrs.
2002	1257	85.4%	43.0%	65.6%
2003	1243	86.2%	42.6%	66.9%
2004	1254	87.0%	43.1%	64.6%
2005	1241	84.9%	44.2%	
2006	1228	86.2%		
2007	1381	86.6%		
2008	1343	82.5%		
2009	1602			

New Graduate Students by Ethnicity

Unknown	17
Black	58
Asian	15
White	235
Multiracial	4
Native Americans	1

Top Six Majors in Which New Graduate Students Enroll

• Educational Leadership	58
• Business Administration	13
• Project Management	11
• Higher Education	11
• Teachers of Students w/Disabilities	11
• Appl. Behavior Analysis; Counsel'g in an Educ. Setting; Public Relations; BA-Accounting	9

Contact Information

Rowan University
 Institutional Research & Planning
 Bole Hall Annex
 201 Mullica Hill Rd.
 Glassboro, NJ 08028
 Ph: (856) 256-4146
 Fax: (856) 256-4472
 Email: irp@rowan.edu