

Course Sections, Registrations, SCH, and Average Class Size by Department and Class Site for Fall 2009

Campus COLLEGE DEPARTMENT Sections Registered SCH

Blackwood

CO				
	WRAR	8	60	180
ED				
	TCHR	4	43	145
	Campus Total	12	103	325

Brookdale




ED				
	EDLD	2	30	90
	Campus Total	2	30	90

Camden












AS				
	AFRI	1	14	42
	BISC	2	44	153
	CSCI	4	48	144
	ECON	1	18	54
	ENGL	1	36	108
	GEAN	3	41	123
	HIST	2	12	36
	INTR	1	22	66
	LANG	2	22	66
	LAWJ	7	163	489
	MATH	10	106	306
	PHRE	1	26	78
	POSC	2	25	75
	PSY	2	12	36










Campus	COLLEGE	DEPARTMENT	Sections	Registered	SCH		
Cumberland	CO	SOC	5	112	336		
		COSD	2	29	87		
	ED	WRAR	7	83	343		
		EDLD	2	47	141		
		FNDS	2	12	36		
		READ	4	58	174		
	FA	SPED	1	20	60		
		TCHR	5	80	240		
		ART	2	31	93		
		THD	2	24	72		
Campus Total			71	1085	3358		
Cumberland	AS	AMST	2	6	18		
		ENGL	2	41	123		
		POSC	2	27	81		
	ED	READ	2	18	54		
		TCHR	8	55	168		
Campus Total			16	147	444		
Hybrid	AS	BISC	1	28	168		
		EDLD	6	154	462		
	ED	Campus Total			7	182	630







Campus	COLLEGE	DEPARTMENT	Sections	Registered	SCH
Main Campus					
	AS				
		AFRI	4	39	117
		AMST	4	83	249
		BISC	46	961	3673
		CHEM	53	915	3451
		CSCI	59	1007	3114
		ECON	30	798	2394
		ENGL	73	1641	4923
		ENST	4	100	319
		GEAN	55	1207	3664
		HIST	67	1499	4497
		HONR	1	297	0
		INTR	4	47	429
		LANG	50	794	2382
		LAWJ	51	1197	3591
		MATH	116	3094	9919.5
		PHRE	47	1061	3183
		PHYS	74	840	3277
		POSC	37	692	2082
		PSY	103	2379	7331
		SOC	59	1476	4458
	BA				
		ACCF	57	1483	4326
		MGTE	64	1358	4072
		MKBI	49	1151	3453
	CO				
		COSD	72	1481	4443
		HONR	3	46	138
		JOUR	40	626	1878
		PBRL	51	962	2886



Campus	COLLEGE	DEPARTMENT	Sections	Registered	SCH
		RTVF	47	997	2991
		WRAR	144	2440	7876
	ED				
		EDLD	42	333	1080
		FNDS	45	965	2531
		HES	155	2302	6701
		READ	53	1044	3046
		SPED	124	1629	4589
		TCHR	192	1718	5158
	EN				
		CE	15	237	651
		CHE	15	207	527
		ECE	25	398	901
		ENGR	125	730	1710
		MECH	14	222	626
	FA				
		ART	141	1180	3434
		HONR	1	12	36
		MUS	280	2153	3823
		THD	85	942	2447.5
	GC				
		HONR	11	87	281
		INTR	6	23	69
	NC				
		INTR	6	175	0
	Campus Total		2799	45028	132727
Off Campus					
	AS				
		BISC	5	136	408
		PSY	2	16	48



Campus	COLLEGE	DEPARTMENT	Sections	Registered	SCH
On-Line	BA				
		ACCF	2	16	48
	CP				
		INTR	1	35	243
	ED				
		READ	1	0	
		TCHR	1	14	14
	GC				
		INTR	4	11	0
	NC				
	INTR	3	0		
	Campus Total	19	228	761	
UMDNJ	AS				
		BISC	1	28	84
		MATH	2	0	
		PHRE	7	72	216
	BA				
		MKBI	2	62	186
	ED				
		HES	2	16	48
		READ	5	43	103
		SPED	11	125	336
	TCHR	3	75	225	
EN					
	CE	1	34	102	
	ENGR	2	50	150	
	Campus Total	36	505	1450	



Campus	COLLEGE	DEPARTMENT	Sections	Registered	SCH
		BISC	1	7	21
	Campus Total		1	7	21
	University Total		2963	47315	139806

