

# Research Brief

A publication from Rowan University's Office of Institutional Research and Planning  
to provide targeted information to the Rowan community

September 2006

Volume FY 2007: Brief 4

## Rowan University's Class of 2010

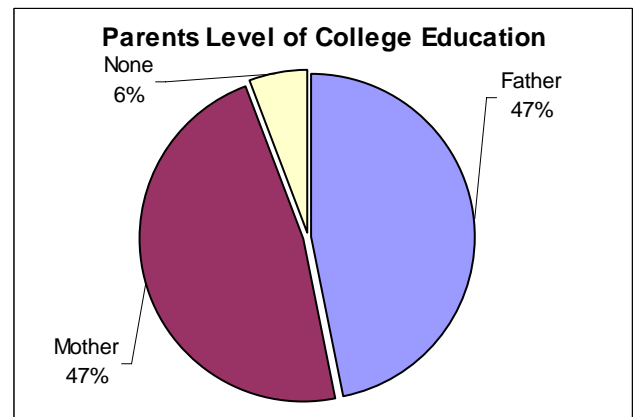
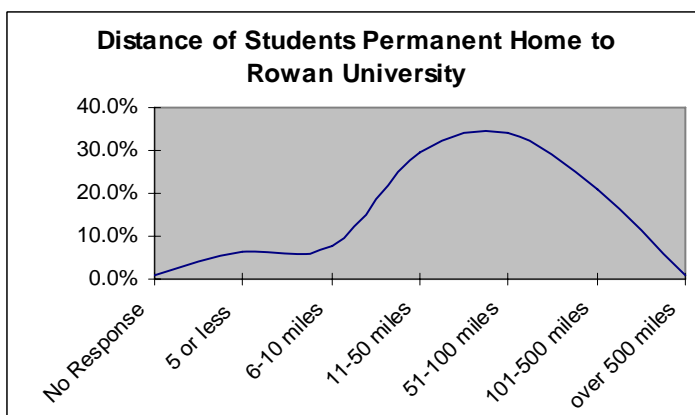
Rowan University's class of 2010, as part of freshman orientation, completed a survey administered by IRP and marketing. Some information from the survey include: 1) What our freshmen expect from their college education, 2) "About You" - items related to their choice of major, plans to complete their degree or transfer to another institution and distance to home and family and 3) Finances. Please direct any related analysis requests to Craig Dillon, dillon@rowan.edu.

### EXPECTATIONS OF A UNIVERSITY EDUCATION

The top 5 Expectations of a University Education are as follows: 70.5% - Express thoughts clearly in speech and use information to defend a position 67.7% - Apply knowledge from course work to new problems 66.4% - Express thoughts clearly in writing 61.6% - Develop a commitment to learning 60.6% - Gather information for forming an opinion, argument or decision

### ABOUTYOU

78% of respondents indicated they are enrolling in the major that was their first choice.  
88.9% of respondents indicated there is a very good chance that they will complete their bachelor's degree at Rowan.  
79.8% of respondents indicated there is a very good chance they will complete their bachelors within 4 years.  
55.4% of respondents indicated there is very little chance they will transfer to another college.  
82.8% of respondents indicated there is no chance they will drop out of college.  
66.5% of respondents indicated there is no chance they will stop out of college.  
34.1% of respondents indicated their permanent home is 51-100 miles away from Rowan.



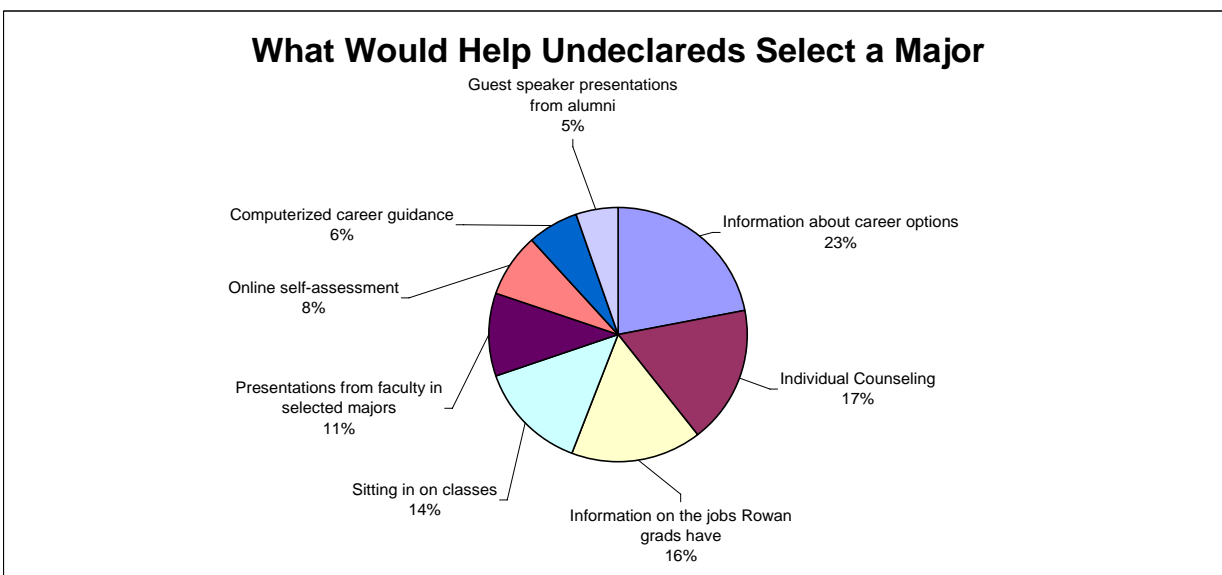
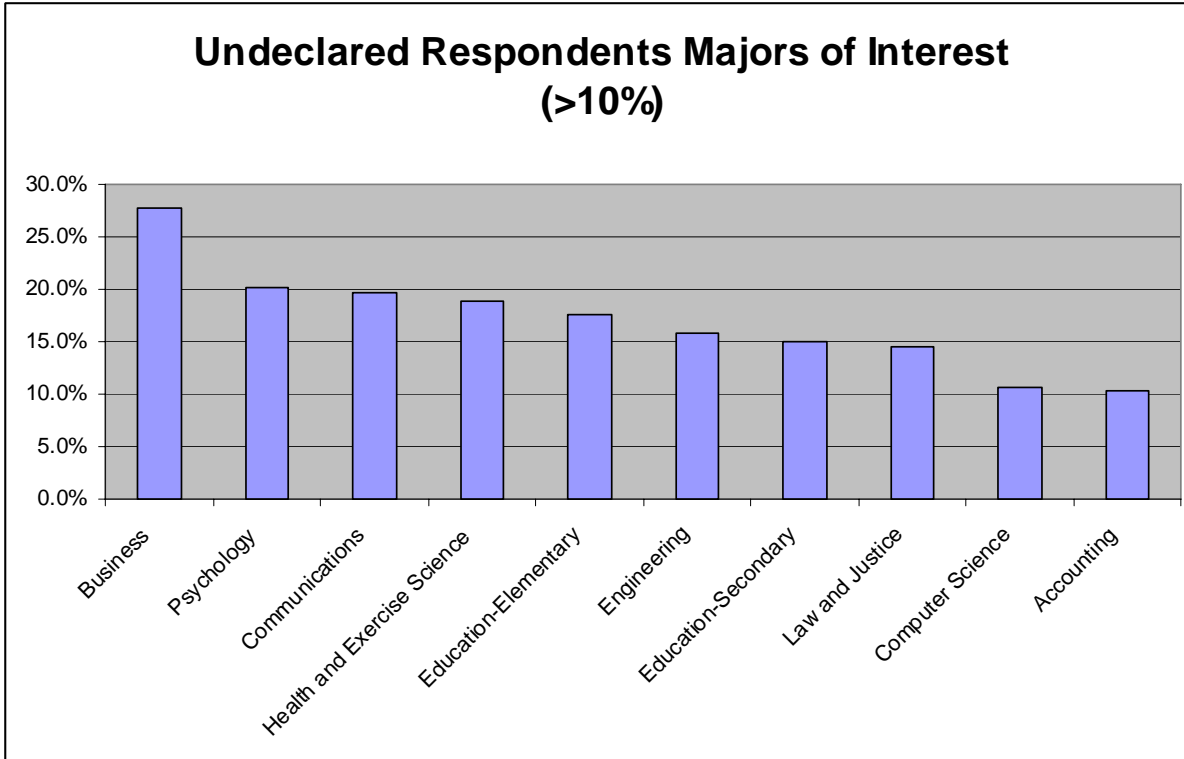
## FINANCES

61.8% of respondents indicated they will probably have enough funds to finance their college education.

48.7% were not offered financial aid.

48.3% were offered financial aid

45.7% of respondents indicated their household income as being between \$50,000 and \$99,999.



## DATA INFORMATION COLLECTED

932 New Freshmen participated.

74.9% of respondents indicated himself/herself as having a declared major.

25.1% of respondents indicated himself/herself as having an undeclared major.

32.1% of all respondents attended Session 1.

33.6% of all respondents attended Session 2.

34.3% of all respondents attended Session 3.

For more information visit our web page at  
<http://www.rowan.edu/open/irp>  
or contact Craig Dillon at 256-4509 or [Dillon@rowan.edu](mailto:Dillon@rowan.edu)

Institutional Research & Planning  
Bole Annex  
Rowan University  
Glassboro, NJ 08028